

# TWINPOS G3

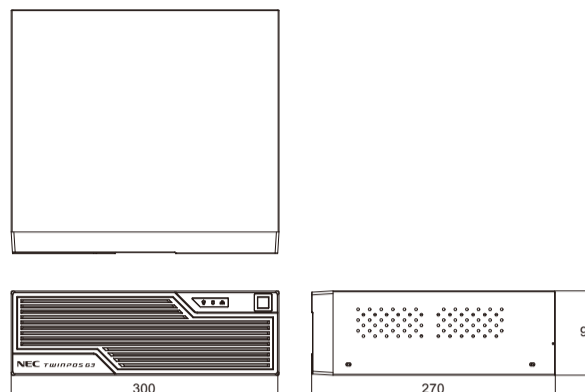
## Quick Reference Guide

Manual Ver 1

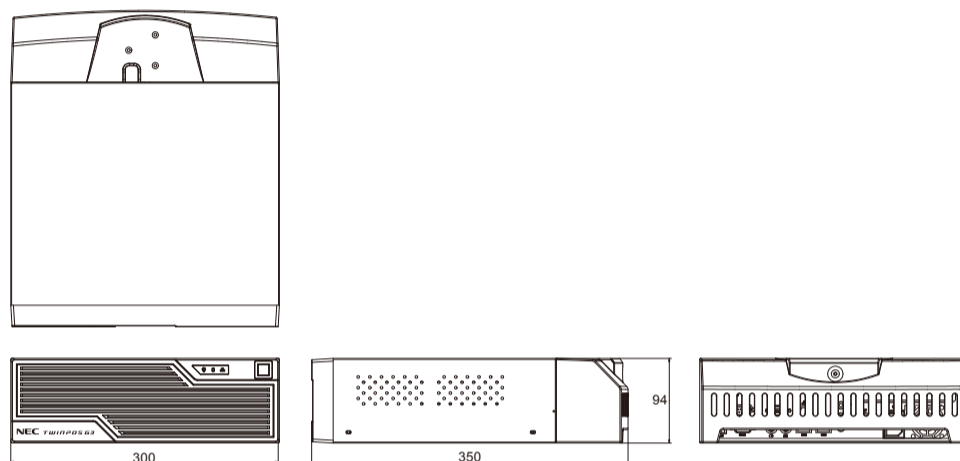
© NEC Infrontia Corporation 2012

### System View

#### Without Cable Cover



#### With Cable Cover (Optional)



Unit: mm

## Specifications

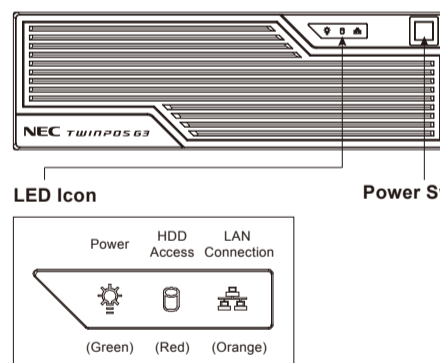
System	
CPU	Intel® Atom™ processor D525 1.80GHz
Chipset	Intel® ICH8M
Memory	1 x DDR3 DIMM socket, default at 1GB (Up to 2GB)
Storage	1 x 3.5" HDD
Power Supply	220W (AC Input: 100-240V, 4-2A, 60-50Hz)
Weight	4.38kg
Dimension (WxHxD)	300 x 94 x 270 mm (without cable cover) 300 x 94 x 350 mm (with cable cover)
Accessories	4 x Rubber foot, 1 x Cable clamp kit, Quick Reference Guide (English/ Spanish/ Chinese), AC cordset (optional)

I/O Ports	
Audio	Line-in/ Line-out/ MIC
USB	4 x USB 2.0
VGA	1 x VGA
Serial Ports	4 x COM ports (2 powered COM, 5/12V selectable, Max.1A)
Parallel	1 x Parallel port (SPP/ EPP/ ECP)
PS/2	2 x PS/2 ports (Keyboard, Mouse)
LAN	1 x RJ45, 10/100/1000 Mbps
Cash Drawer	1 x RJ11 (12V/24V, Max.1A, at 24V)
DC Out	1 x DC jack (12V, Max.3A)
PCI Expansion	Optional to support 2 PCI slots

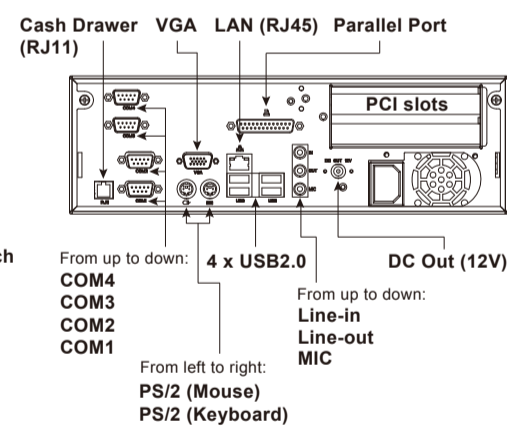
Environment	
Operating Temp.	0 ~ 40 °C
Storage Temp.	-20 ~ 60 °C
Humidity	20% ~ 90%

“Perchlorate Material — special handling may apply. See [www.dtsc.ca.gov/hazardouswaste/perchlorate](http://www.dtsc.ca.gov/hazardouswaste/perchlorate).”

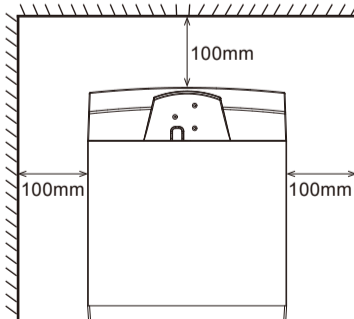
### Front Panel



### I/O Ports



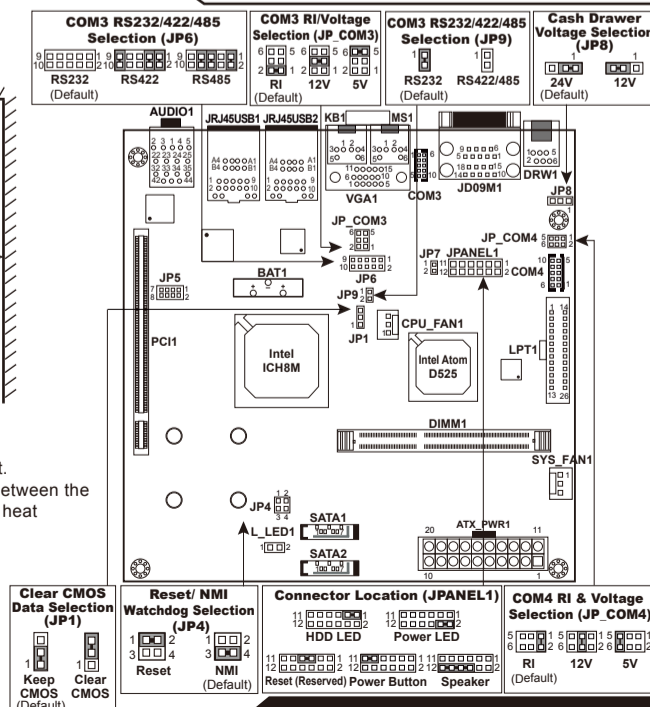
### Installation



#### Caution:

1. Do not block the front side of the product.
2. Be sure to leave at least a 100mm gap between the back side of the product and the wall for heat dissipation.
3. Be sure to leave at least a 100mm gap between both sides of the product and the wall for heat dissipation.


### Jumper Setting/ Connector Location




**Safety information**

- Check the Line Voltage.
- The operating voltage for the power supply should cover the range of 100~240V, otherwise the system may be damaged.

**Notice**















 <b>WARNING</b>	WARNING indicates an imminently hazardous situation which, if not avoided, could result in death or serious injury.
---	---

 <b>CAUTION</b>	CAUTION indicates a potentially hazardous situation which, if not avoided, may result in minor or moderate injury and property damage. It may be also used to alert against unsafe practices.
---	---












**Disclaimer**

NEC Infrontia shall not be held liable for any direct or indirect damage or lost profit results from any use or misuse, abnormal conditions such as fire, earthquake, act beyond NEC Infrontia's control.  
NEC Infrontia shall not be responsible for any direct or indirect damages or lost profit results from any act not defined in this document.  
This documents is subject to change without notice.



**Table 1 Meaning of symbols**

Symbol	Meaning	Symbol	Meaning
	Indicates a prohibited action.		Prohibit the disassembly of the device.
	Do not use in extreme humidity or near water.		Do not use with wet hand.
	Do not use near fire.		Caution of according contents beside or in the symbol.
	Potential electronic shock caused by misuse.		Potential fire or smoke caused by misuse.
	Potential physical damages by cover or slot.		Potential high temperature and failure by misuse.
	Potential explosion by misuse.		Notice that user must follow.
	Pull out the power plug.		Ground wiring required.









**WARNING**

	This product is not designed for medical, nuclear energy development or space technology. Do not use in such condition.
	Do not use in extreme humidity or near water. It may cause fire, electric or physical damage or failure.
	Do not handle the AC cable with a wet hand. Ground wiring is required for this equipment.
	Install on flat, sturdy surface to avoid the device from malfunctioning or falling.
	Do not disassemble except authorized service personnel. It may cause electric shock, or fire in addition to product failure.
	Do not place heavy objects on the cables. Do not twist or jerk the cables to avoid damage. It may cause electric shocks or fire.
	Do not block, insert metal objects or pour liquid into the ventilation holes or into the opening. If a foreign object gets inside the equipment, turn off the power immediately, unplug the power cable from the outlet and call a help desk for maintenance.
	In case of a storm, do not touch the product, cables, or outlet to avoid electric shock. Please check your equipment after a storm and call a help desk in case of troubles.
	If a trouble is reported for the product, do not use it without proper maintenance. If the product shows any abnormal signs such that its display goes blank or generates burning smell or smoke, turn off the power immediately, unplug the power cable from the outlet and call a help desk for maintenance.
	Do not plug multiple extensions on a single outlet. It may cause fire due to the overrated voltage into the product.
	Do not block the front side of the product. Be sure to leave at least a 100mm gap between the back side of the product and the wall for heat dissipation. Be sure to leave at least a 100mm gap between both sides of the product and the wall for heat dissipation.














**WARNING**

	When installing on a metal counter, a ground wiring on the counter is required.
	Batteries included in the product must not be put into a fire, heated, disassembled or short-circuited. Doing so may cause an explosion, fire or injury.

**CAUTION**

	Do not add impact to the product to avoid damage.
	If the product is not being used for a long period, unplug the AC cable from the outlet.
	Make sure that the AC cable is plugged firmly in the outlet and that no force is applied to the plug or the cable. A loose plug may cause high temperature or fire due to dust or water spill attached on the power plug.
	Unplug the AC cable from the outlet when installing/removing a peripheral.
	When you place your hand inside the equipment for maintenance, take caution to avoid injury.
	Keep the product or power cable away from direct sunlight and heating devices. It may cause a product failure or fire due to the high temperature. It also may cause electric shock or fire due to the melt of the cover dropping on the cable.
	Keep away the product from any device emitting electric waves such as a security tag controller. It may cause a malfunction.
	Plug off the power cable from the outlet when you install or maintain the product.

**CAUTION**

	Do not use a power cable or peripheral cables that are not attached with the product, or provided by your dealer. It may cause fire due to the overrated voltage on the cable.
	Make sure all pins at the both side of the power cable are plugged firmly. A loose plug may cause electric shock or fire.
	Do not repair peripheral cables or power cables by yourself. Patches or repairing materials may be heated and cause a product failure or fire. Damaged cables must be replaced into new one.
	Touching the damaged cable may cause electric shock or fire.
	Do not use aphicide or other chemical materials on the peripheral cables or power cables. It may cause electric shock or fire due to the degradation on the cable cover to damage.
	Keep away animals from the product. Animal feces or hairs might get inside the device, causing an electrical shock or fire.
	Disconnect power cables and any cables externally connected from the product when you relocate it. Otherwise it may cause a physical damage on the product or cables, electric shock or fire.
	Keep away from tobacco, lighters and other materials which may cause fire.
	Keep away from materials with strong magnet. They may crash the data in the product.
	Keep away from any electric devices which may interfere with the product due to the magnetic wave.
	Disconnect the power cable during cleaning maintenance. Otherwise it may cause high temperature or fire. Wipe away dust and water spill that may cause high temperature or fire.
	Do not clean the product with hard cloth or chemical cleanser. It may cause physical damage or discoloration on the product.
	Using a chemical dust cloth to clean the device might damage its surface. Please follow its instructions.